




2019 Evaluation Report

Teach Like a Champion Mentoring and Workshops

In 2019, Edufundi delivered Teach Like a Champion (TLAC) to schools in the Eastern Cape, Gauteng, KwaZulu-Natal and Western Cape.



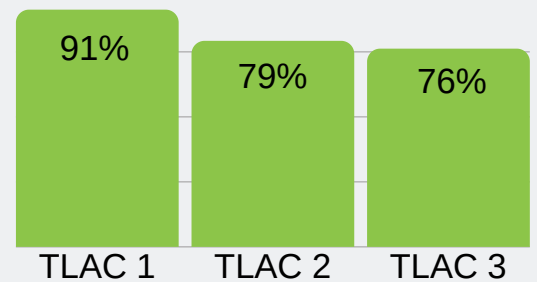
Programme Reach



Workshops



Mentee attendance per workshop:



Mentoring

2019 Mentee teachers received an average of

18 mentoring sessions

Whereas 2018 mentees received 15 sessions.



58% of 2019 mentees

received at least 20 sessions, compared to

34% of 2018 mentees

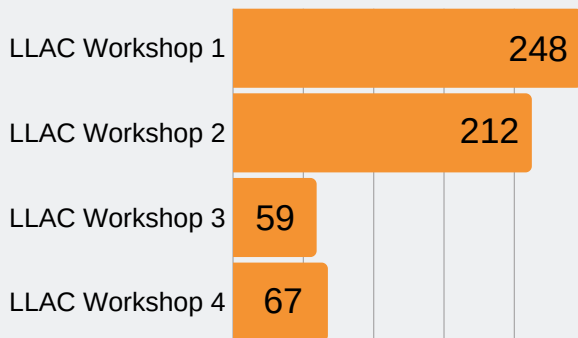
Lead Like a Champion Workshops

Edufundi delivered Lead Like a Champion (LLAC) workshops to 375 school management team (SMT) members at 55 schools.

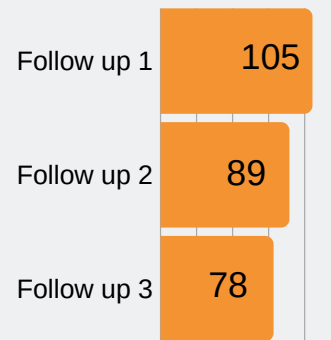
Western Cape schools that started LLAC in 2018 received workshops 3 and 4, while other schools received workshops 1 and 2.



SMT attendance at LLAC workshops



SMT attendance at LLAC follow ups (WC only)



Professional Development Culture

SMTs and previously mentored teachers from schools exiting the Edufundi programme completed exit questionnaires at the end of 2019.

38%

of teachers said they now attend more professional development workshops/events.

80%

of principals and deputies said they or their SMT had facilitated workshops on TLAC techniques.

Teaching and Learning in Mentee Classrooms

Frequency of use of Edufundi Techniques

Mentees who received mentoring between 2015 and 2019 reported that they currently use the following Edufundi techniques most frequently:

Behaviour & Culture Techniques:

100% Compliance



76%

use every day*

Threshold



73%

use every day*

STAR/SLANT



70%

use every day*

Entry/Exit Routine



68%

use every day*

Academic Ethos Techniques:

Double Plan



70%

use every day*

Objectives



69%

use every day*

Exit Ticket



60%

use every day

Culture of Error & Checking for Understanding Techniques:

Circulate



82%

use every day

Affirmative Checking



76%

use every day

Culture of Error



58%

use every day

Cold Calling



51%

use every day

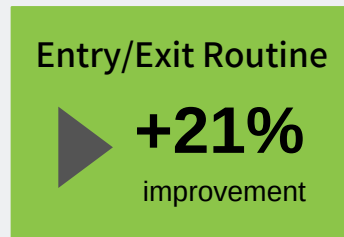
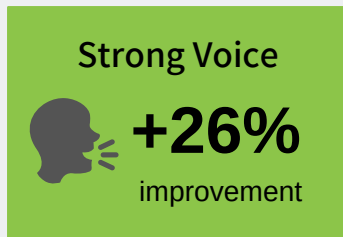
* = Also most commonly observed by principals and deputies during classroom visits



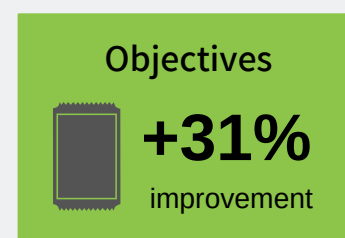
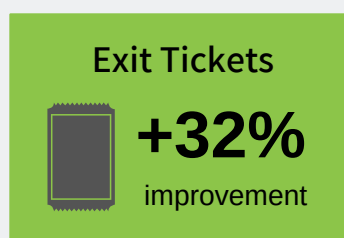
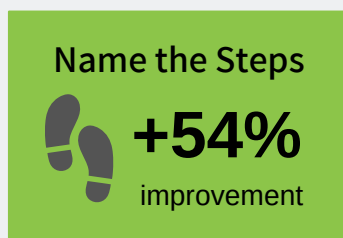
Improvements in use of Edufundi Techniques

Mentors reported that mentees showed the largest improvements in the following techniques from Term 2 to Term 4 of 2019:

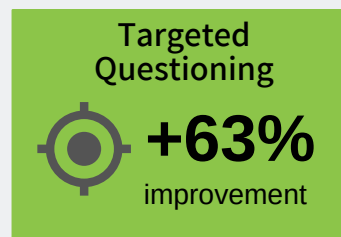
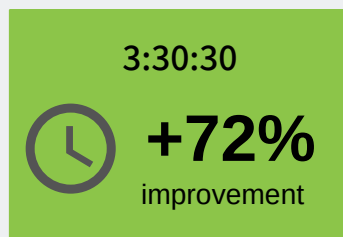
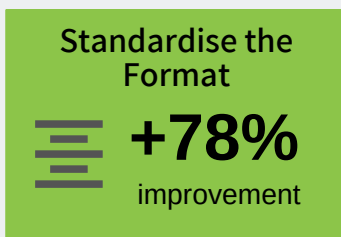
Behaviour & Culture Techniques:



Academic Ethos Techniques:



Culture of Error & Checking for Understanding Techniques:



*My biggest problem was to control discipline in my classroom. Most learners were very... hyper-active and cannot listen to me even for five minutes, but my mentor helped me in every way possible not to shout at them but use techniques like **STAR or Strong Voice** to attract their attention.*
[Mentee]



Learner engagement and behaviour

Schools exiting Edufundi at the end of 2019 were asked to rate their learners' behaviour out of 10 BEFORE Edufundi started at their school, and NOW. (0 = Very poorly behaved, 10 = Very well behaved)

Mentees reported that learner behaviour improved by:

100% (from 4.1 to 8.2 out of 10)

*The kids are so **attentive and very proactive** when it comes to the techniques. **Everyone wants to participate** thus showing **how interested they are** in the activity. What interest them the most is when they have to line up for some reason that's taking them outside the classroom. Oh you'd love that sight, honestly **they are so disciplined**.*

[Mentee]

Principals and deputies reported a similar improvement of:

105% (from 4.1 to 8.5 out of 10)

*[The most significant change has been the] **enthusiasm of learners** and educators. Our school results have improved and this has been noted by our subject advisers. Learner workbooks are in order. The manner in which the lessons in the classroom are applied is of best level. **Learners are all engaged** through the support of the mentors.*

[Principal]



Western Cape Systemic Assessment Results

On average, Edufundi schools' systemic assessment pass rates have improved in:

- **Grade 3 Language** (+15.9 percentage points since baseline)
- **Grade 3 Maths** (+5.8 percentage points since baseline)
- **Grade 6 Maths** (+15.4 percentage points since baseline)
- **Grade 6 Language** (+4.9 percentage points since baseline)

The following schools showed improvements in their pass rates from 2018 to 2019 across multiple assessments:

Kukhanyile Primary

- **Grade 3 Language** improved from 11.5% to 65.3% (+53.8 percentage points)
- **Grade 6 Maths** improved from 15.2% to 36.4% (+21.2 percentage points)
- **Grade 3 Maths** improved from 49% to 65.9% (+16.9 percentage points)

Moshesh Primary

- **Grade 3 Maths** improved from 33.3% to 60.3% (+27 percentage points)
- **Grade 6 Language** improved from 10.8% to 26.3% (+15.5 percentage points)
- **Grade 6 Maths** improved from 12% to 31.6% (+19.6 percentage points)

Alicedale Primary

- **Grade 3 Language** improved from 21.9% to 42.3% (+20.4 percentage points)
- **Grade 3 Maths** improved from 30.1% to 43.7% (+13.6 percentage points)
- **Grade 6 Maths** improved from 48.5% to 59.3% (+10.8 percentage points)

Ikhwezi Lesizwe Primary

- **Grade 6 Maths** improved from 26.4% to 76.1% (+49.7 percentage points)
- **Grade 6 Language** improved from 31.8% to 42.5% (+10.7 percentage points)

Silverlea Primary

- **Grade 3 Maths** improved from 53.4% to 64.4% (+11 percentage points)
 - **Grade 6 Maths** improved from 61.8% to 76.8% (+15 percentage points)
-